

RECYCLED GLASS CHIPS™



DESCRIPTION

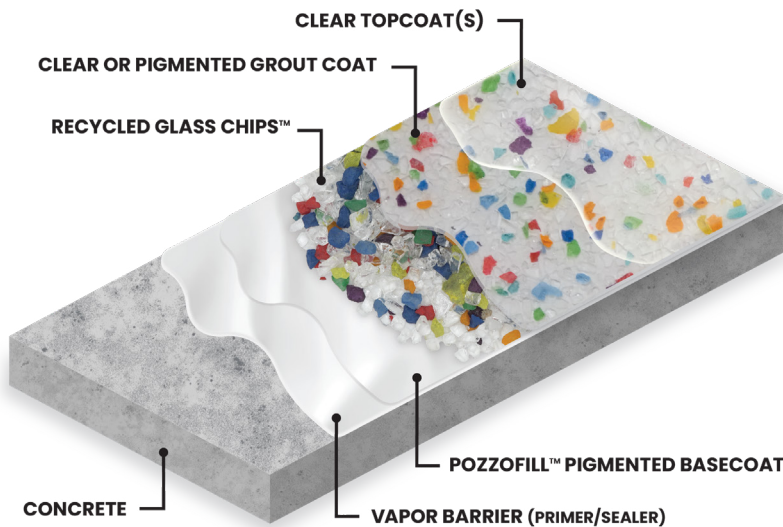
TORGINOL® Recycled Glass Chips are manufactured with 100% post-consumer recycled glass. This earth-friendly material is brilliantly coated with high performance pigments to create a vast range of colors that will spark inspiration and creativity. The three-dimensional characteristics of Glass Chips add distinctive dimension to create a captivating finished surface. This system elevates decorative polymer flooring with terrazzo-style finishes, offering a unique and customizable solution for every space.

The TORGINOL® Recycled Glass Chips product line was developed as a "broadcast system". The installation process uses specialized technical skills and equipment customary to traditional polymer resinous floor coating contractors.



TYPICAL GLASS CHIPS SYSTEM

For best results, a clear topcoat is recommended to fully encapsulate RECYCLED GLASS CHIPS™ and provide a durable wearing surface.



FEATURES & BENEFITS

- ✓ New & innovative polymer flooring finish
- ✓ Broadcast-friendly application
- ✓ Luxurious terrazzo-style design & dimension
- ✓ Made with 100% post-consumer recycled glass
- ✓ Available in 24 unique colors
- ✓ Quick-ship custom color blending on-demand
- ✓ Promotional sample marketing support
- ✓ Easily polish glass chips with diamond grinder
- ✓ Bespoke color-matching upon request
- ✓ UV tested color lightfastness
- ✓ Lab-tested resin system compatibility
- ✓ No minimum order quantities
- ✓ Custom packaging & labeling options

DISCLAIMER: The information set forth in this Technical Data Sheet represents typical properties of the product described; the information and typical values are not specifications. Torginol, Inc. makes no representation or warranty concerning the products, expressed or implied, by this Technical Data Sheet.

ENHANCING
EVERYDAY
SPACES™



Torginol, Inc.
4617 S Taylor Drive
Sheboygan, WI 53081 | USA
(920) 694-4800 | 1-800-558-7596
service@torginol.com | www.torginol.com

SOLID COLORS



Greenland Ice
RG1100




London Fog
RG1210



Dubai Dusk
RG1220



Glasgow Gray
RG1230



Shanghai Night
RG1200



Milan Marble
RG1310



Tulum Taupe
RG1320




Mojave Sand
RG1330



Seattle Brew
RG1340



Cairo Sunset
RG1420



LA Sunshine
RG1410



Mykonos Mist
RG1730



Galway Clover
RG1710



Everglade Green
RG1720



Miami Blue
RG1740



Sydney Sky
RG1610



Montego Blue
RG1620



Moscow Midnight
RG1630



Bogota Berry
RG1810



Marrakech Spice
RG1430



Barcelona Blaze
RG1440



Havana Heat
RG1510




Montreal Maple
RG1520



Berlin Brick
RG1530

PozzoFill



PozzoFill
RG8200
Basecoat Filler

DISCLAIMER: The colors shown in this Technical Data Sheet may not be exact due to printing process limitations. For absolute color fidelity, colors should be selected from physical samples.

TYPICAL SYSTEM APPLICATION GUIDELINES

STEP 1 SURFACE PREPARATION

Apply crack and joint filler to repair any unwanted defects in the surface. Prepare substrate with mechanical abrasion using a Diamond Grinder or equivalent surface preparation equipment.

STEP 2 PRIMER / VAPOR BARRIER

Apply a clear moisture vapor barrier at a rate of ~100 SF/GAL (~18 mils) to reduce the possibility of outgassing and subsequent surface discoloration. Optional, but recommended for best results.

STEP 3 POZZOFILL™ BASECOAT

Material: 100% Solids Pigmented Epoxy
Admix PozzoFill™ epoxy filler into basecoat at 5 LB/GAL

Apply: Using a 40-45 Mil V-Notch Squeegee, apply Epoxy + PozzoFill™ basecoat mixture at a rate of 35-45 SF/GAL.

STEP 4 "GLASS CHIPS" BROADCAST

Material: (~1/4", 3-6 mesh) Recycled Glass Chips

Apply: Allow PozzoFill™ Epoxy basecoat at least 15-30 minutes to setup, then broadcast Glass Chips evenly over the wet basecoat at a rate of ~1 LB/SF using a typical Quartz hand broadcast technique.

STEP 5 ROUGH GRIND + VAC

Tools: Diamond Grinder w/ Medium-Hard (50-80 Grit) Diamonds

Apply: After Glass Chips have fully cured into the basecoat, use a Diamond Grinder with Medium-Hard (50-80 Grit) Diamonds to rough cut glass and level the surface. Do NOT excessively grind to avoid "burn-through" of the glass down to the sub-surface. Expect to reclaim ~20% of broadcast material after grinding and vacuuming surface.

STEP 6 GROUT COAT

Material: Polyaspartic or similar UV coating with "high-build" properties
*Use Clear or Pigmented Grout Coat to achieve desired aesthetic.

Apply: Using a Flat Squeegee, apply Grout Coat at a rate of 35-45 SF/GAL.

STEP 7 POLISH GRIND + VAC

Tools: Diamond Grinder w/ Soft-Medium (80-100 Grit) Diamonds

Apply: After Grout Coat has fully cured, use a Diamond Grinder with Medium-Hard (80-100 Grit) Diamonds to polish the surface smooth. Do NOT excessively grind to avoid "burn-through" of the glass down to the sub-surface.

STEP 8 TOPCOAT(S)

Material: Clear Polyurethane, Polyaspartic or similar UV coating
*Use Low or High Gloss Finish to achieve desired aesthetic.

Apply: Apply in accordance with coating manufacturer instructions.

DISCLAIMER

The TYPICAL SYSTEM APPLICATION GUIDELINES are only to be used as general recommendations. For best results, please consult with your polymer floor coating system manufacturer for specific application instructions regarding each material.

LIMITED WARRANTY


Since TORGINOL® has no control over the use of these products, we make NO WARRANTY, MERCHANTABILITY, OR FITNESS FOR ANY PARTICULAR PURPOSE. We expressly disclaim liability for consequential or incidental damages, whether based on warranty or negligence. Buyer's sole remedy is refund of purchase price or replacement of product from point of purchase.



Mixing PozzoFill™ w/ Epoxy



Basecoat V-notched Squeegee



Broadcast "Glass Chips"



Rough Cut Grind



Grout Coat Squeegee



Polish Grind + Vacuum



Apply Topcoat

PERFORMANCE SPECIFICATIONS

Recycled Content	Physical Composition (ASTM D5201)	>99%
Color ($\Delta E \leq 0.5$)	Spectrophotometer (ASTM E1866)	Pass
Size Distribution (NTMA Standards)	Normal Sieve Analysis (ASTM C136)	Pass
Shape	Visual Evaluation (ASTM D4086)	Sub-Angular/Random
Odor	Olfactory Evaluation (ASTM D1296)	Odorless
Coating Film Opacity	Visual Evaluation (ASTM D6762)	>97%
Mohs Hardness	Scratch Hardness (ASTM C1896)	5.5 - 6.0
Bulk Density (lbs/cf)	Olfactory Evaluation (ASTM D1296)	60-70

COATING SYSTEM COMPATIBILITY

Lab-tested resin system compatibility (Pass/Fail)

Epoxies	Pass
Polyaspartics	Pass
Polyureas	Pass
Polyurethanes	Pass

Compatible with 100% Solids, Solvent-based & Waterborne Systems

DISCLAIMER: Unknown resin compatibility testing recommended prior to use.

PACKAGING

	Net Weight	Gross Weight
Unit Packaging <i>Clear poly-valve bags</i>	50 LB (22.68 KG)	51 LB (23.13 KG)
Full Pallets <i>49 Bags (7 Layers x 7 Bags Per)</i>	2,450 LB (1,111.3 KG)	2,549 LB (1,156.21 KG)
Full Truckload <i>17 Pallets (833 Bags)</i>	41,650 LB (18,892.12 KG)	43,333 LB (19,655.52 KG)

FREIGHT SHIPPING CLASSIFICATION

Domestic NMFC Classification Code:	90220, Class 50
International Harmonized Tariff Code:	2506.10.00.50

COVERAGE RATE GUIDELINES

Pounds Per Square Foot

Glass Size	Coverage Rate LB/SF
#2 (~1/4", 3-6 mesh)	.75 - 1.25 LB/SF

CHEMICAL RESISTANCE

Liquid immersion for 18 hours in each chemical

Chemical [Concentration %]	Reaction
Aluminum Sulfate [25%]	None
Ammonium Hydroxide [28%]	None
Chlorine Bleach [15%]	None
Hydrochloric Acid [100%]	None
Industrial Detergent [50%]	None
Mineral Spirits [100%]	None
Sodium Carbonate [40%]	None
Tricloro-s-triazene-trione [10%]	None
Trisodium Phosphate [40%]	None
Water [100%]	None
Xylene [100%]	None

CHEMICAL ANALYSIS

Chemical	Percent, %
CaO, SiO ₂ , AL ₂ O ₃ (Calcia, Silica, Alumina)	70 - 80
BaO (Barium Oxide)	2-14
Na ₂ O, K ₂ O (Sodium, Potassium Oxide)	8-14
MgO (Magnesium Oxide)	0-5
(Mica)	0-5
TiO ₂ (Titanium Dioxide)	<1
SiO ₂ (Crystalline Silica)	< 0.1

PRODUCT LIMITATIONS

- Recycled Glass Chips are random in shape and size; due to the fragile nature of this material, a small amount of finer particles will be present within each bag.
- Recycled Glass Chips are made with 100% post-consumer recycled glass; due to inherent characteristics in the glass recycling process, a small amount (<0.1%) of foreign materials may be found within each lot.
- Recycled Glass Chips are color-coated using a high performance pigmented resin system; however, excessive handling may cause product abrasion and color degradation. For best results, minimize handling prior to installation.
- Engineering controls have been implemented to reduce product limitations and optimize product quality.

v25080001

**ENHANCING
EVERYDAY
SPACES™**

